




## V2 FIBER BLOWING MACHINE

Robust and compact pneumatic operated fiber blowing machine with the unique Joystick controller securing optimal control of the installation. This machine can be configured from 2,4 to 16 mm cable and 7 to 50 mm duct. Anodized aluminum construction makes this machine both lightweight and easy to maintain.



### FIBER BLOWING MACHINE FOR CABLE 2.4-16 MM / DUCT 7-50 MM






- Pneumatic operation, double motors.
- Electronic counter for speed and distance.
- Gentle operation with 450 mm belt length.
- Display for speed, distance and pressure in duct.
- Max. speed: 200 m/min, max. pushing force on cable: 550 N.
- Adjustable clamping force.
- Works with JetLogger.
- Joystick Controller with forward and reverse function.
- Duct Air Release Valve, making the reduction of air from the duct very fast.

#### NEW FEATURES & IMPROVEMENTS

- **Larger Display:** Bigger and clearer for better readability.
- **Improved Menu:** Redesigned for easier use.
- **Improved Battery Life:** Up to 50 hours on three AA batteries.
- **Quick Release Belt Drive:** Replace belts in seconds.
- **Quick Screws for Belt Protection:** Fast guard removal/attachment.
- **Water Separator with Auto Drain:** Built-in with automatic drainage.
- **New Aluminum Handle:** Better ergonomic balance.
- **WiFi connection:** For software updates

### TECHNICAL DATA

- **Min / Max Pressure:**  
10 Bar / 16 Bar
- **Pushing Force:**  
Up to 550 N
- **Cable Diameter:**  
2,4 - 16 mm
- **Duct Diameter:**  
7 - 50 mm
- **Weight:**  
Approx 11 kg
- **Air Connection:**  
¾" Claw connector
- **WxHxD:**  
420 x 230 x 450 mm



## STD CONFIGURATION V2

- V2 Transport Case with foam insert
- V2 fixture
- 1 bottle Micro Duct Lube
- 1 bottle Duct Lube
- 1 bottle pneumatic oil
- Service kit

## ACCESSORIES FOR V2

- Working Table
- Afterblower
- Floating kit
- Jetlogger
- Duct clamps
- Cable guides

## JETTING GUIDELINE FOR COMPRESSOR CAPACITY

DUCT/PIPE	AIR FLOW	AIR PRESSURE
Up to Ø 8 mm	500 l/min	10-16 Bar
Ø 8-10 mm	600 l/min	10-16 Bar
Ø 12-16 mm	1000 l/min	10-16 Bar
Ø 17-20 mm	2000 l/min	10-16 Bar
Ø 32 mm	7000 l/min	10-16 Bar
Ø 40 mm	9000 l/min	10-16 Bar
Ø 50 mm	10,000 l/min	10-16 Bar